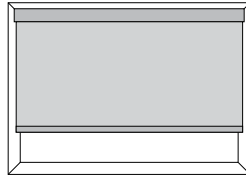
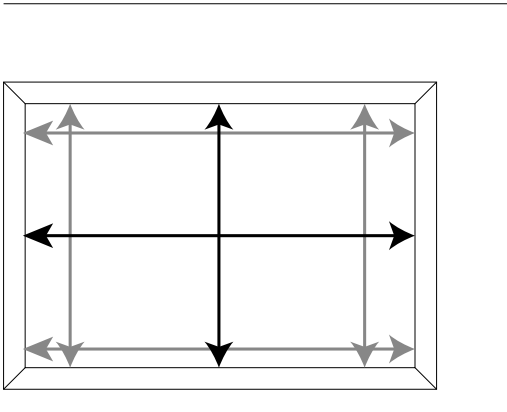




# Roller Blind Measurement guide


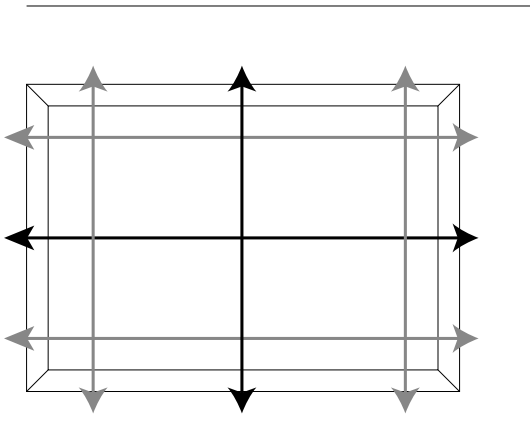
## Measuring to the inside recess of your window



Take measurements of the recess of your window in three places both horizontal and vertical allowing for any discrepancies in the recess opening such as wall tiles etc. Please supply us with the shortest width and height. By all means send us in a picture of the window if you feel that there are any issues.

Width:	Height:
--------	---------

## Measuring to the outside of the recess of your window



Take measurements of the opening of your window in three places both horizontal and vertical. Please give us the maximum opening and add 100mm (10cm) to the width and 100mm (10cm) height of your blind.

Width:	Height:
--------	---------

Although we do everything we can to help the environment, please print out this sheet, measure then write down the results as they will need to be correct. Also, as the saying goes, measure twice & cut once!